

Daily Derivatives & Market Report

CONTENTS

Page No.	Particulars
2	Market Summary
3	Nifty Futures – Derivatives Snap
4	Bank Nifty Futures – Derivatives Snap
5	Activity in Nifty Options
6	What do Nifty Technical suggest
7	Derivative Analysis
8	Disclaimer

Index Trend Analysis

Pivot(Daily)	Close	R2	R1	Pivot	S1	S2	Daily	Weekly	Monthly
Nifty	9342	9388	9365	9344	9321	9342	Buy	Buy	Buy
Sensex	30030	30273	30152	30062	29941	30030	Buy	Buy	Buy
Nifty Futures	9346	9387	9366	9346	9325	9346	Buy	Buy	Buy
Bank Nifty	22326	22503	22415	22292	22204	22326	Buy	Buy	Buy
CNX IT	10012	10088	10050	10008	9970	10012	Sell	Sell	Sell

Market Summary

Domestic Indices	Close	Points	% Chg
SENSEX	30029.7	-103.6	-0.34
NIFTY	9342.15	-9.70	-0.10
MIDCAP	14772.4	9.72	0.07
SMLCAP	15279.5	-3.17	-0.02
BSEFMC	9528.1	-69.11	-0.72
AUTO	22634.4	-27.91	-0.12
POWER	2327.3	1.74	0.07
REALTY	1958.3	13.48	0.69
BSE IT	9684.8	50.41	0.52
BANKEX	25251.1	43.07	0.17
OILGAS	14475.7	58.66	0.41
METAL	11136.4	-116.1	-1.03

Currency Futures	Close	Pre. Pts	% Chg
29-May-16 EUR-INR	70.27	70.26	0.02
29-May-16 USD-INR	64.39	64.38	0.02
29-May-16 GBP-INR	83.14	82.67	0.57
29-May-16 JPY-INR	57.90	58.02	-0.20

Advance/ Decline	Adv	Dec	Un Ch.
NSE	722	933	94
BSE	1300	1576	159

FII/DII Capital Mkt*	Buy	Sell	Net
FII	6340	6522	(182)
DII	3863	3629	233

*NOTE: - FII AND DII data figure is provisional

Market Commentary

Indian equity markets truly depicted the choppiness of F&O expiry session and ended the session slightly in red on Thursday. Final hour of trade mainly played spoil sports for the markets and bourses settled below their crucial 30,100 (Sensex) and 9,350 (Nifty) levels. However, for the April series, Nifty garnered gains of 1.84 percent, while Sensex ended the series with a gain of 1.29 percent. Today, markets made a cautious start after Finance Minister Arun Jaitley expressed concern over the worrying signs of economic protectionism and has said the continued unpredictability in ties between major powers has brought new uncertainties to the fore. Separately, investors took note that a stronger rupee can help check inflation as it will pull down commodity prices, but export-reliant companies such as IT firms and drug makers are likely to take up to 4% hit on their earnings. Exporters' body Federation of Indian Export Organisations (FIEO) said the rupee appreciation during the last two months has negatively impacted the country's exports, and demanded immediate support from the government.

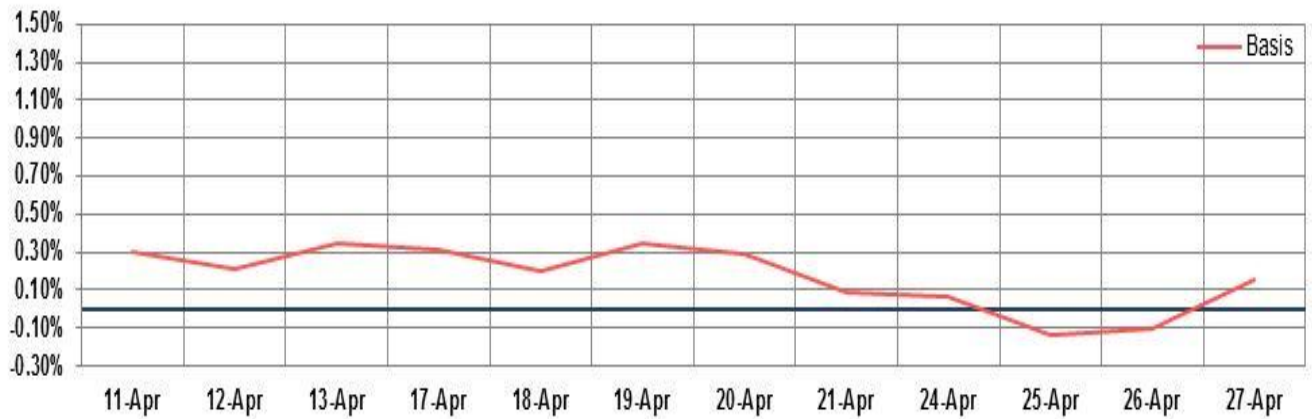
Selling in last hour of trade mainly dragged benchmarks lower, as traders opted to book their profits at higher levels. Weak opening in European counters too dampened sentiments. CAC, DAX and FTSE trading lower, as investors waited to hear from European Central Bank President Mario Draghi and digested fresh corporate earnings. However, Asian markets exhibited mixed trend on Thursday.

Market Turnover & FII Derivative Data

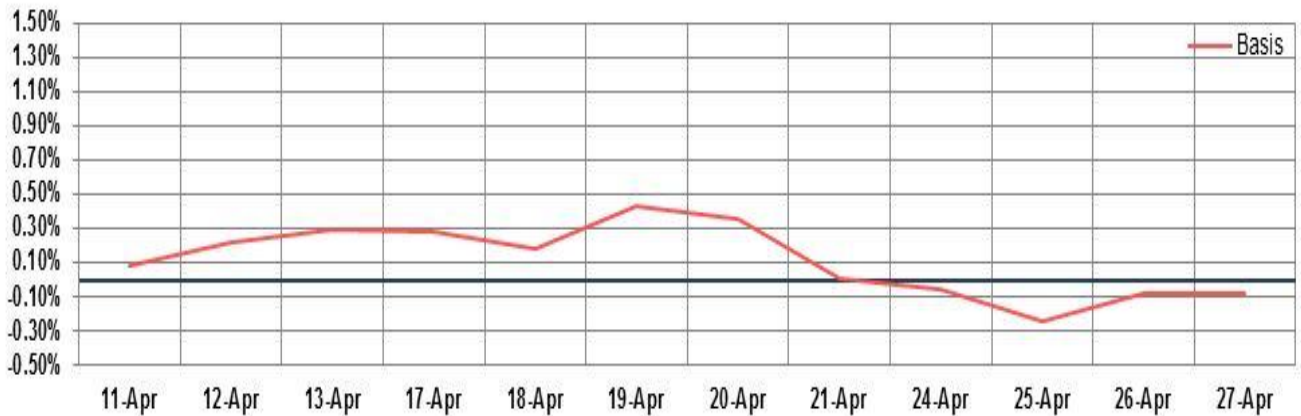
Market TO	Current	Previous	Net%
BSE CASH	3679	5022	(27)
NSE CASH	31048	29475	5
NSE FO	996795	795323	25

FII Derivatives	Buy	Sell	Net
Ind. Futures	6882	6295	587
Ind. Options	61667	60346	1322
Stk. Futures	28160	28955	(795)
Stk. Options	6696	6556	139

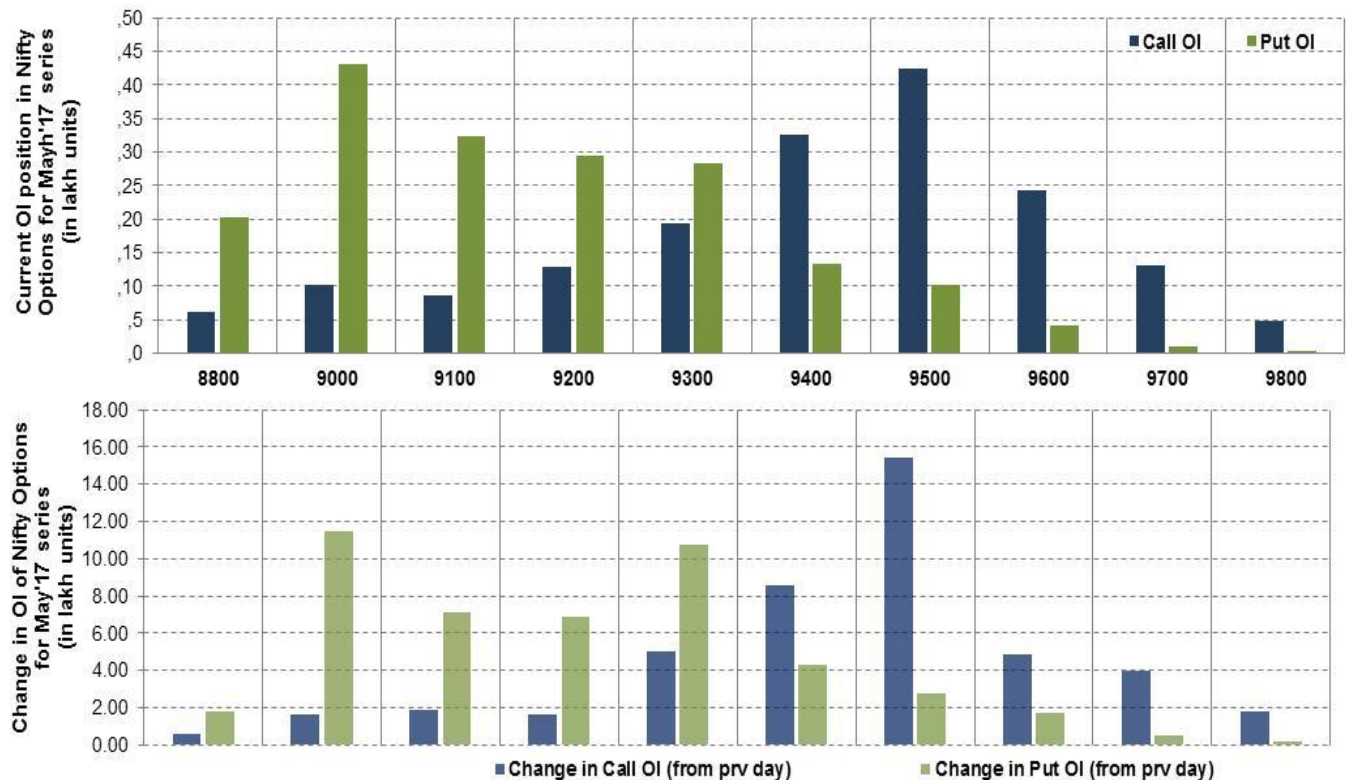
Nifty Futures



Bank Nifty Futures



Nifty Options



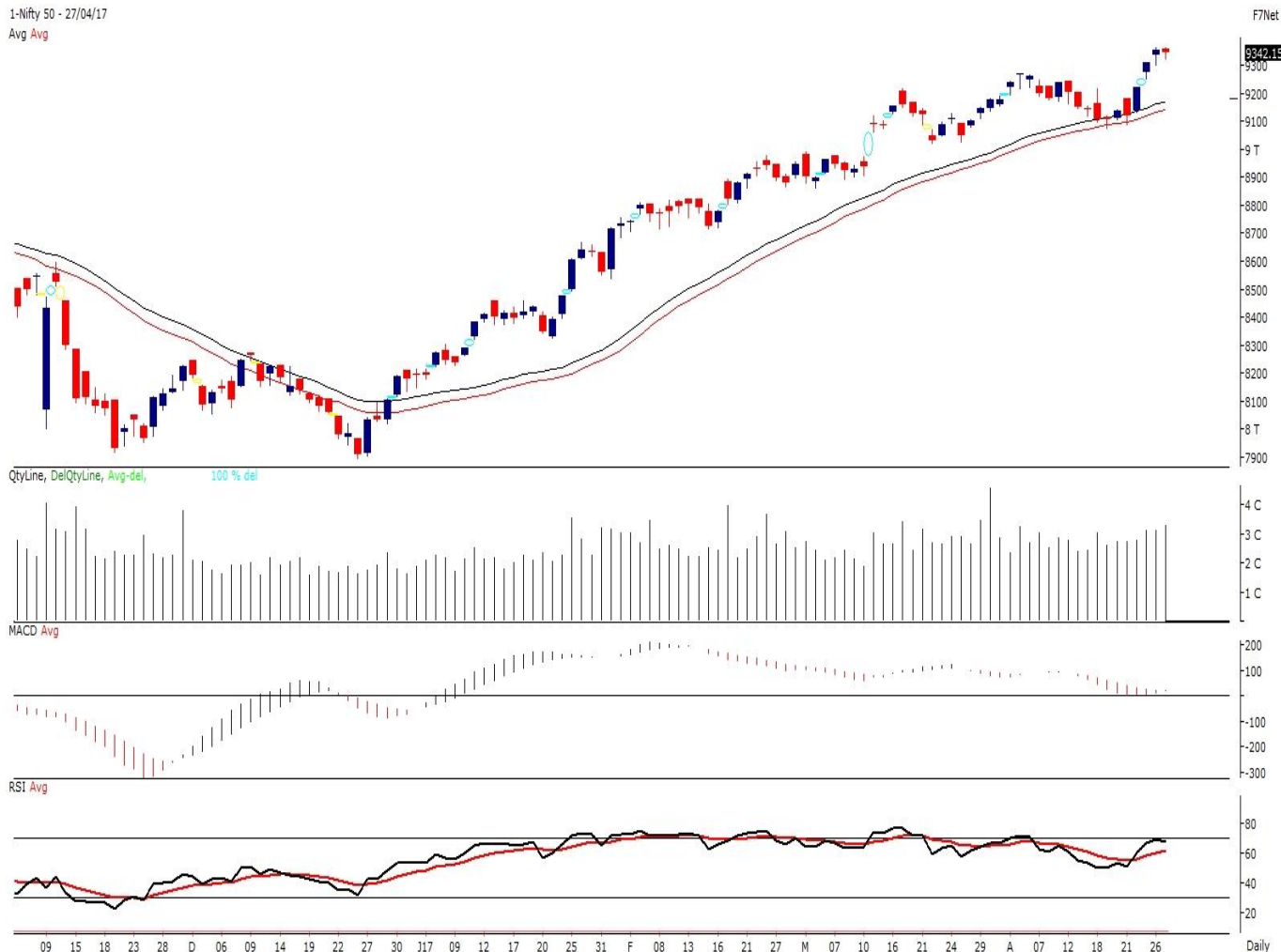
Note – Change in OI of Nifty Options refers to change from previous trading day
 Source-NSE, SIHL Derivatives Research (Institutional Equities)

- Among Nifty calls 9,500 SP from the Apr month expiry was the most active call with an addition of 1.54 million in open interest.
- Among Nifty puts, 9,000 SP from the Apr month expiry was the most active put with an addition of 1.15 million open interests.
- The maximum OI outstanding for Calls was at 9,500 SP (4.25mn) and that for Puts was at 9,000 SP (4.29mn).

Nifty Technical & Indices Levels

1-Nifty 50 - 27/04/17

Avg Avg



Nifty Cash prices have settled at 9342.15 down by 0.10% from its previous close. On the upper side prices are likely to trade higher till 9400 and 9450 levels, while lower side it has support of 9300 and 9250 levels. Intraday traders should be cautious and take position accordingly.

Fresh Longs ↑ Open Interest ↑ Price					
Script	Prev. OI	Cur. OI	% Chg. OI	LTP	Price % Chg
-	-	-	-	-	-
-	-	-	-	-	-
-	-	-	-	-	-
-	-	-	-	-	-
Short-Covering ↓ Open Interest ↑ Price					
Script	Prev. OI	Cur. OI	% Chg. OI	LTP	Price % Chg
RCOM	44,268,000	10,092,000	-77.20	34.80	3.11
SOUTHBANK	58,361,300	11,632,490	-80.07	24.65	1.65
JINDALSTEL	22923000	4536000	-80.21	113.65	0.62
FEDERALBNK	29348000	5720000	-80.51	94.45	0.05
Fresh Shorts ↑ Open Interest ↓ Price					
Script	Prev. OI	Cur. OI	% Chg. OI	LTP	Price % Chg
UPL	5,298,000	6,294,000	18.80	824.15	-1.29
-	-	-	-	-	-
-	-	-	-	-	-
-	-	-	-	-	-
Long Unwinding ↓ Open Interest ↓ Price					
Script	Prev. OI	Cur. OI	% Chg. OI	LTP	Price % Chg
CASTROLIND	2,989,000	824,600	-72.41	436.90	-0.54
TV18BRDCST	49,827,000	13,226,000	-73.46	40.45	-0.98
RPOWER	30,144,000	7,716,000	-74.40	48.70	-0.20
SINTEX	19,878,750	4,602,750	-76.85	112.80	-0.84

Disclaimer:

The Information provided by SMS or in newsletter or in any document has been prepared by Shah Investor's Home Ltd (SIHL). The Information provided by SMS or in newsletter does not constitute an offer or solicitation for the purchase or sale of any financial instrument or as an official confirmation of any transaction. The information contained herein is from publicly available data or other sources believed to be reliable, but we do not represent that it is accurate or complete and it should not be relied on as such. SIHL or any of its affiliates/ group companies shall not be in any way responsible for any loss or damage that may arise to any person from any inadvertent error in the information contained in this report or SMS. This Information provided by SMS, reports or in newsletter is provided for assistance only and is not intended to be and must not alone be taken as the basis for an investment decision. The user assumes the entire risk of any use made of this information. Each recipient of this Information provided by SMS, report or in newsletter should make such investigation as it deems necessary to arrive at an independent evaluation of an investment in the securities of companies referred to in this information provided by SMS, report or in newsletter (including the merits and risks involved), and should consult his own advisors to determine the merits and risks of such investment. The investment discussed or views expressed may not be suitable for all investors. This information is strictly confidential and is being furnished to you solely for your information.

The information should not be reproduced or redistributed or passed on directly or indirectly in any form to any other person or published, copied, in whole or in part, for any purpose. The information provided by report or SMS is not directed or intended for distribution to, or use by, any person or entity who is a citizen or resident of or located in any locality, state, country or other jurisdiction, where such distribution, publication, availability or use would be contrary to law, regulation or which would subject SIHL and affiliates/ group companies to any registration or licensing requirements within such jurisdiction. The distribution of this Information provided by SMS or in newsletter in certain jurisdictions may be restricted by law, and persons in whose possession this Information provided by SMS or in newsletter comes, should inform themselves about and observe, any such restrictions. The information given or Information provided by SMS, report or in newsletter is as of the date of the issue date of report or the date on which SMS provided and there can be no assurance that future results or events will be consistent with this information. This information is subject to change without any prior notice. SIHL reserves the right to make modifications and alterations to this statement as may be required from time to time. However, SIHL is under no obligation to update or keep the information current.

Nevertheless, SIHL is committed to providing independent and transparent recommendation to its client and would be happy to provide any information in response to specific client queries. Neither SIHL nor any of its affiliates, group companies, directors, employees, agents or representatives shall be liable for any damages whether direct, indirect, special or consequential including lost revenue or lost profits that may arise from or in connection with the use of the information. Past performance is not necessarily a guide to future performance. The disclosures of interest statements incorporated in the Information provided by SMS, report or in newsletter are provided solely to enhance the transparency and should not be treated as endorsement of the views expressed in the report. The analyst for this report certifies that all of the views expressed in this report accurately reflect his or her personal views about the subject company or companies and its or their securities, and no part of his or her compensation was, is or will be, directly or indirectly related to specific recommendations or views expressed in this report.

About Us:

Shah Investor's Home Ltd (SIHL) is an ISO 9001:2008 Certified financial Services Company established in 1994 at Ahmadabad, Gujarat. Customer satisfaction is guaranteed through our diversified product portfolio, professional management and customer first attitude. SIHL was the first broking house in Gujarat with membership in National Securities Depository Ltd (NSDL) and was the first broking name providing services in NSE F&O in Ahmedabad. Today, SIHL ranks among the top most players in Gujarat in retail stock broking area with 45 branches, 350 franchisee across India and providing service to more than 1,25,000 clients.